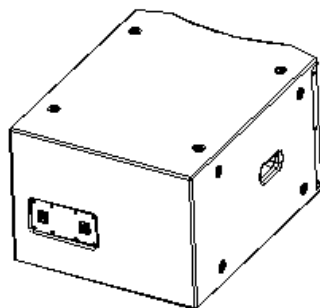
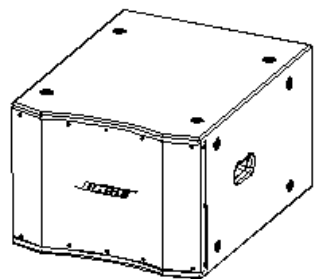
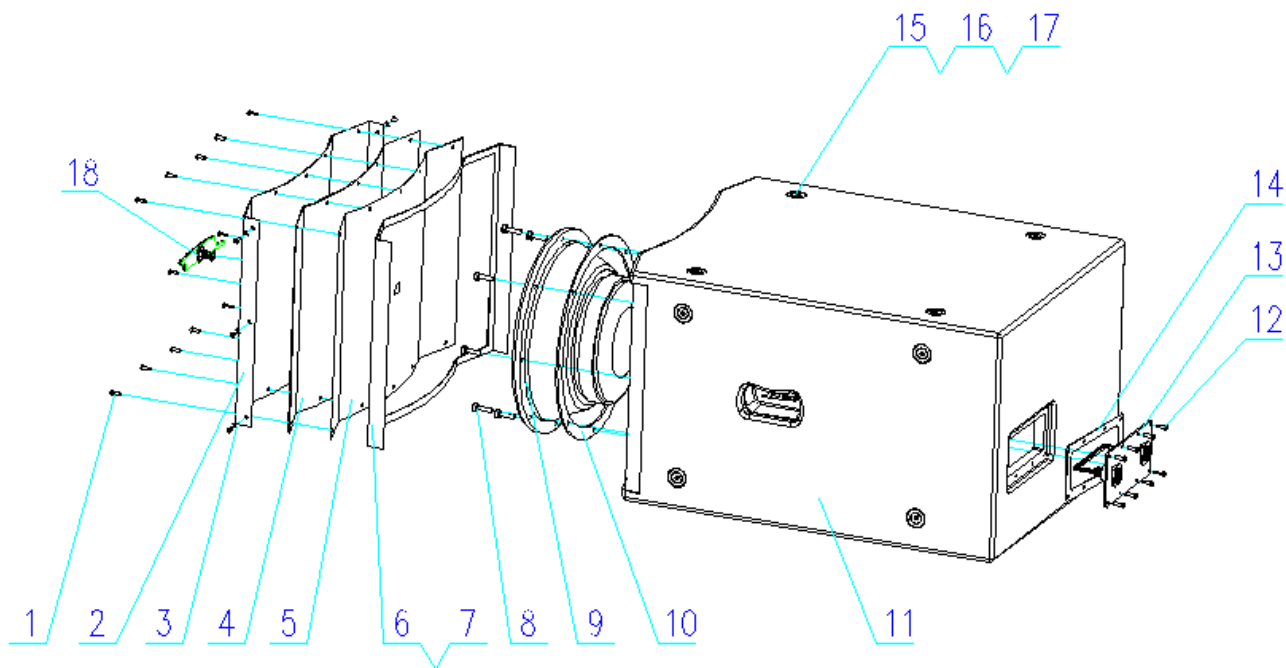


D

C

E

A



NOTES:

1. MATERIAL: SEE BOM
2. FINISH: N/A
3. COSMETIC AND ACOUSTIC TESTING PER BOSE TEST SPECIFICATION TSXXXXX
4. PRODUCT VALIDATED: PER BOSE VALIDATION PLAN VPXXXXX
5. CONTROL CHARACTERISTICS (C) TO BE PER BOSE OPERATING PROCEDURE OP148887.

BOSE/LT MB12-WR BOM						
Speaker BOM						
#	Elder Part No.	DWG. Title	Specification	DWG.	Qty	BOSE Part No.
1	B-L8-01	screw	Tq7/4*12mm/A/stainless/black	LT9702-01-117	18pcs	
2	B-MWW-SMG24	grill	BOSE/LTMB12/stainless/black	LT_MB12-102	1pcs	
3	4-LSD-01	washer	Flat washer*9*0.8		6pcs	
4	B-XYM-07	foam	TA339mm*515mm*4.5mm		1pcs	
5		cloth	339mm*515mm		1pcs	
6	B-EVA-01	EVA gasket	LTMB12/337.5*43*1.0mm		2pcs	
7	B-EVA-04	EVA gasket	LT MB24-III/484*12*1.5mm/adhesive single side	LT MB24-0110	2pcs	
8	B-L8-01	screw	H/H6*30M D=10/stainless black	LT MB24-0104	8pcs	
9	B2-LBD01	woofer	B&C/12"/32TBX100		1pcs	
10	B-EVA-06	EVA gasket	LT MB24-III/484*16*1.5mm/adhesive single side	LT MB24-0107	1pcs	
11	B7-XTKQLW-SMG76	Cabinet	BOSE/LT MB12-WR/PLY		1pcs	
12	B-L8-01	screw	Tq9/4*20mm/M/stainless/black	LT MB24-0111	8pcs	
13	B7-D2BZ2-SMG19	panel_input_assy	BOSE/LT MB12-WR/BLA		1pcs	
14	B-EVA-01	EVA gasket	LT MB24-III/178*88*1.5mm/adhesive single side	LT MB24-0105	1pcs	
15	B-L8-01	inset_rigging_3/8-16_thread	q30*/M14*/M9.5*35mm stainless	LT9702-01-103	16pcs	
16	B-L8-02	screw	CHq17.4/9.5*20mm/M/stainless/black	LT9702-01-109	16pcs	
17	4-DP-09	washer	PVC washer/φ15.5*φ9.6*0.4mm		32pcs	
18	B7-BPZ3-SMG01	logo kits	BOSE/BLK		1pcs	
THIRD ANGLE PROJECTION		LEVEL	TESTER	DATE	DESCRIPTION ASSY:LTMB12-SPKR,LT MB12-WR,LTTR	
		3	CHECKER	04-10-01		
		2	ENGINEER	04-10-01		
		1	REL FOR PROD. PER AT REV	08-08-21		
NOTICE					SIZE D	FSM
					CLASS PT	DWG NO. 4-100-01-SMG31
					SCALE	REV 01

D

C

E

A